

WIREWOKS® ANTI-CLIMB



HIGH SECURITY WELDED WIRE FENCE SYSTEM

TALLAHASSEE (850) 942-1003

MOBILE/BALDWIN (251) 322-2075

5159 Woodlane Circle
Tallahassee, FL 32303
www.BTFencing.com



Experience a safer and more open world

WIREWORKS® ANTI-CLIMB

High Security Welded Wire Mesh Fence



Our polyester powder coated steel guarantees a maintenance-free and environmentally friendly fence.



WireWorks welded wire steel fence is backed by over 30 years of excellence in the fencing industry.



COLORS

Refer to color sample for actual color



BLACK



BRONZE



SAND




WHITE

DESIGN INTEGRATION

The WireWorks Anti-Climb framework is a raceway for wiring, conduits and/or security cabling required around the perimeter of a project. This integrated design eliminates the need for costly trenching and boring, becoming a value-added solution for perimeter security upgrades.

When installing these security elements, use WireWorks Anti-Climb as a platform:

- Communication & Video Cables
- Access Control Wiring
- Intrusion Detection / Fiber-Optic Cables
- Conduits
- Anti-Ram Cabling (Stalwart)



(Inside of rail shown above / view from protected side)

FABRICATION & DESIGN

WireWorks is Ameristar's premier line of welded wire fences and gates, perfect for projects that require unobstructed visibility. This fence system combines anti-climb and anti-cut resistance with aesthetics to deliver a value-added fence solution.

WIRE PANELS

3" x .5" x 10.5 GA. (8')

3" x .5" x 8 GA. (10')

RAILS

2" SQ. x 11 GA. IMPASSE II

I-BEAM POSTS

3" x 2.75" x 12 GA. (8')

4" x 2.75" x 12 GA. (10')




HEIGHTS

8' & 10'

GATE OPTIONS

- Single Swing
- Double Swing
- Exodus Pedestrian Egress Gate
- Transport Cantilever
- Passport Rollgate

GROUNDABLE OPTION | BARBWIRE BARBARMS OPTION (3 WIRE & 6 WIRE)



Why Choose Ameristar?

KNOWLEDGE AND EXPERIENCE


For over 30 years we've delivered aesthetically pleasing, high-quality and innovative fencing products with superior design strength and easy installation.

PROVEN CAPABILITIES

Our integrated in-house processes, extensive raw materials and finished goods inventory translate into quality, on-time delivery.

INDUSTRY LEADERSHIP

We continually raise the bar in manufacturing customer-focused solutions. Our high standards produce premium products that go beyond merely meeting minimum industry standards.



5159 Woodlane Circle
Tallahassee, FL 32303
www.BTFencing.com

TALLAHASSEE (850) 942-1003

MOBILE/BALDWIN (251) 322-2075